

CONSTABLES' TRAINING BULLETIN

NUMBER 109**DECEMBER 2022**

Future Training Locations

Due to the need to increase capacity and maintain social distancing, the Training Delivery Contractors are seeking to obtain larger training facilities for 2023. This may result in the need to travel greater distances to training locations. However, the Training Delivery Contractors are making every effort to find facilities that are centrally located based upon the number of constables and deputy constables within a county.

As a reminder, because a training facility is used in a specific county, constables who are elected/appointed in that county do not have exclusive rights to a spot at that training facility. Enrollment is on a first-come/first-serve basis.

2023 Training Schedule

On Monday, December 19, 2022, the 2023 Training Schedule will be emailed to the constable population and posted on the Constables' section of the PCCD Website. The online enrollment, in CCETS, for the 2023 training classes will be available at 8:00 a.m., Monday, December 19, 2022. Reminder that the Basic Training and Basic Firearms Training Courses are not available in CCETS for self-enrollment. Please note that there will be an available spot for each active and certified constable to enroll into Constables' Courses.

Firearms Reminders

Firearms, ammunition, or live chemical aerosol are **NOT PERMITTED** in buildings where in person training is being conducted. For firearms training – follow instructions provided by the training provider or instructors regarding when and where to have your firearm.

Faxing to Training Delivery Contractors

Beginning January 1, 2023, you may no longer fax enrollment forms to the Constables Training Delivery Coordinators. All written correspondence shall be made via email, including class enrollments. All class enrollments for Continuing Education and Annual Firearms Qualification Courses shall be made via self-enrollment by the constable or deputy constable directly in the Constables' Certification, Education and Training System (CCETS); or by completing the enrollment form and emailing it directly to the Constables Training Delivery Coordinators, Anthony Luongo-Temple University (anthony.luongo@temple.edu) or Tony Mucha-PSU-JASI (txm52@psu.edu).

PCCD's fax capabilities are not affected by this; however, **DO NOT fax enrollment forms to Program Staff.**

Constables' Education and Training
Board Members:

Board Chair – Craig Westover
Board Vice Chair – John Bruno

Francis C. Peitz, Jr.
Major Joanne Reed
Patricia Norwood-Foden



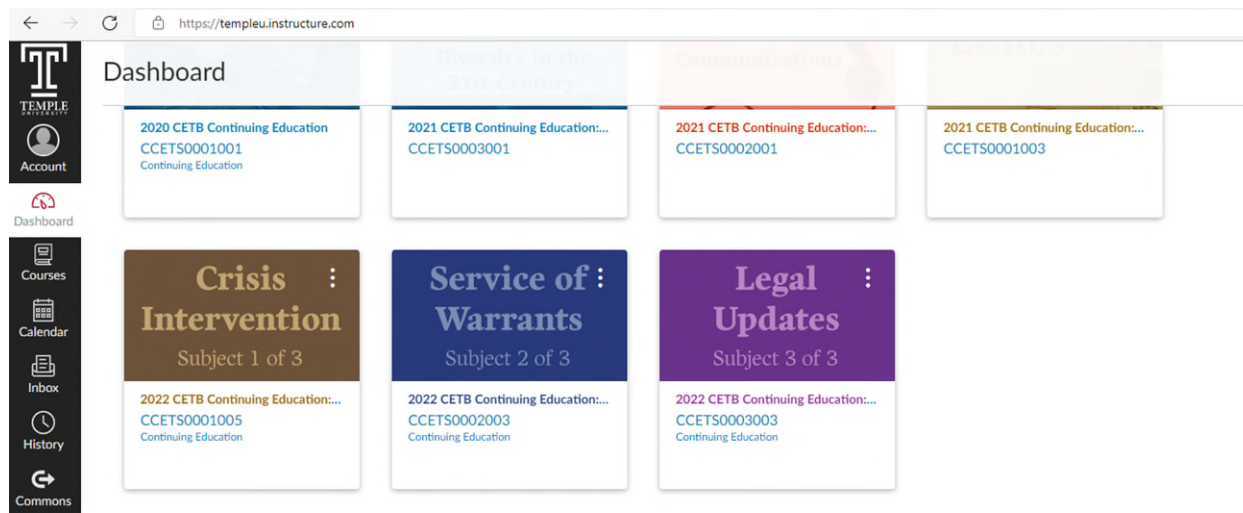
Charles H. Ramsey
Chairman, PCCD

Michael Pennington
Executive Director, PCCD

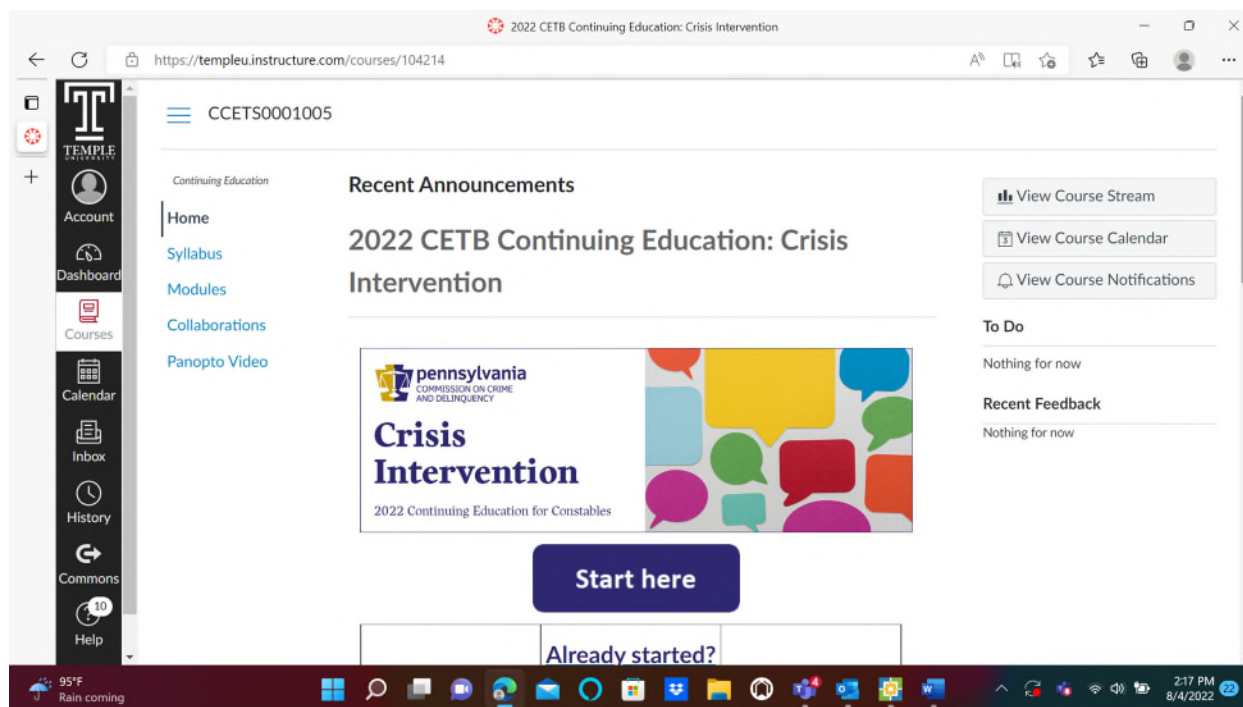
John Pfau
Manager,
Bureau of Training Services

Locating Bonus Resources in Canvas

Please use the following instructions to locate Bonus Resources in Canvas. Locate the appropriate class tile on the Canvas Dashboard. For this example, we will be using CETB Crisis Intervention. Click on the tile to enter the class.

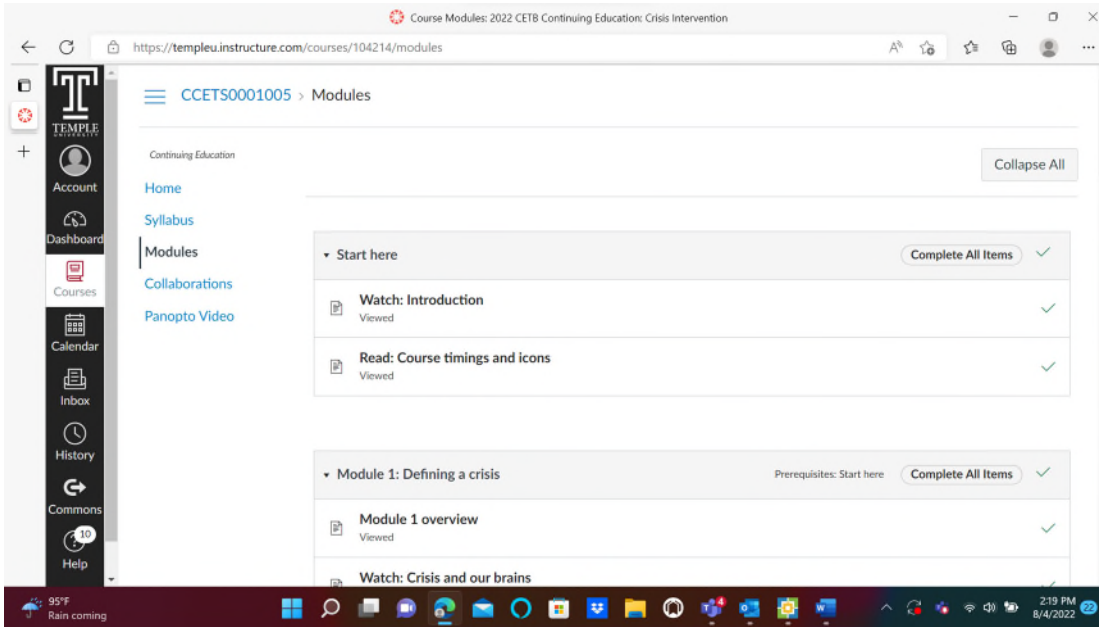


Once you enter the classroom you will be on the homepage which will look similar to the image below:

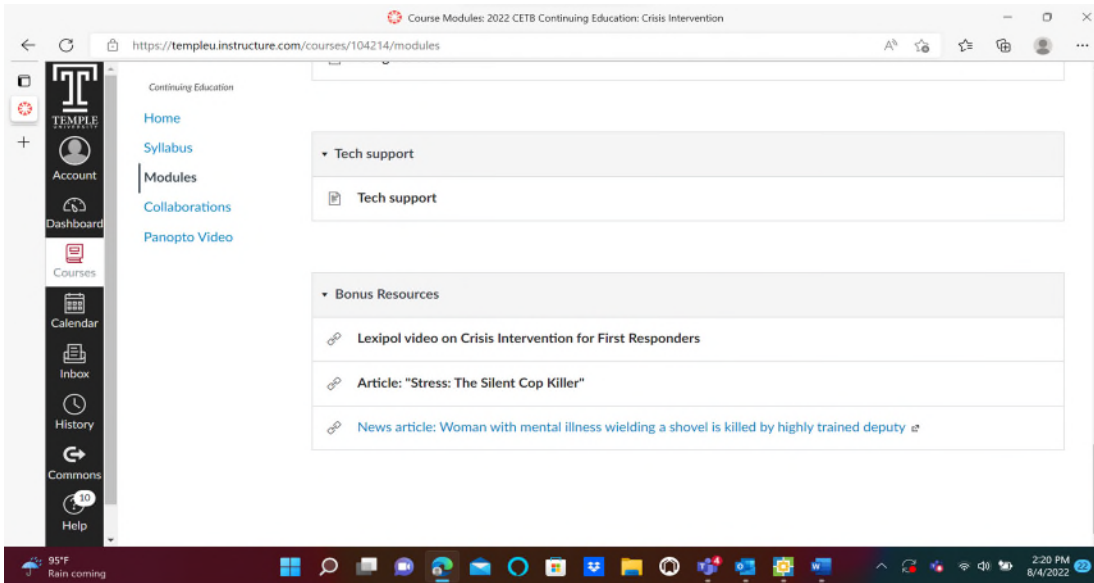


In the upper left-hand corner of the page you will see a menu that lists “Home, Syllabus, Modules, Collaborations, and Panopto Video.” Please click on “Modules.”

When you click on “Modules” you will see the top of the screen for all course materials. It should appear as below:



Scroll down through all course materials to the very bottom of the page. If your course incorporates Bonus Resources (this will hold any case law discussed in class, articles, and other relevant but unrequired materials to supplement the training curriculum), it will always be at the very bottom of all course content as shown below:



In any subject of training, please be sure to scroll to the bottom of the “Modules” page every time to see if there are Bonus Resources available. You can access and reference these materials at any time during training, or after training has been concluded. It is strongly recommended that each student read through these materials in support of training content.

Accessing Canvas and the Training Courses

In order to access Canvas and the constables' online training subjects, you must o Open a new web browser on your computer. Take note of the minimum technical requirements Canvas supports for the following web browsers.

- a. Chrome 86 and 87 (Windows & Mac)
- b. Firefox 83 and 84 (Windows & Mac)
- c. Microsoft Edge 86 and 87 (Windows only)
- d. Safari 13 and 14 (Mac only)

Internet Explorer is NOT recommended for use during this training. The following information is from the Microsoft Webpage: Internet Explorer (IE) 11 is the last major version of Internet Explorer. On June 15, 2022, the Internet Explorer 11 desktop application is no longer be supported on certain versions of Windows 10. Customers are encouraged to move to Microsoft Edge, which provides support for legacy and modern websites and apps.

Note: do not disable or block updates to your web browser. If you do, you may miss important security patches, technical fixes, and software updates needed by Canvas to run properly.

PLEASE AVOID USING A CELL PHONE AND ALL MOBILE DEVICES TO TAKE ONLINE TRAININGS

Constables' Safe Operation of Weapons

Per standards listed in the Pennsylvania Constables' Basic Firearms Participant's Manual, the constable's firearm "...shall be in a condition for safe operation as designed and intended by the firearms manufacturer." This means that the constable should develop a maintenance schedule for their firearm that meets the manufacturer's recommendations for safe operation. As a matter of routine, the constable should field strip, clean, lubricate and function check their weapon (as per the manufacturer's recommendations) after every trip to the range. Additionally, since the constable is carrying their weapon daily while on duty, the constable should clean, lubricate, and function check their weapon at least once every three months even if they don't fire it, unless the manufacturer recommends a more frequent schedule.

Carrying a gun exposes it to body oils, sweat, dirt, dust, lint, moisture, etc. which could affect the functionality of the weapon at the most inopportune time. Additionally, on an annual basis, the constable should consider taking their weapon to a manufacturer-certified armorer for that weapon they are carrying or to a qualified gunsmith to have their weapon detail stripped, cleaned and inspected. As with any mechanical device, springs, firing pins and other essential parts wear out. A certified armorer or gunsmith will know when the parts needs changing so that the weapon is maintained in top condition

Liability Insurance Information

The following is a list of insurance producers and companies known to PCCD staff that are currently offering liability insurance coverage to constables and deputy constables. Approximately 82% of the certified constables and deputy constables utilize one of these insurance producers and companies. Please note that this list is not inclusive of all providers, and nor does it imply endorsement by the Pennsylvania Commission on Crime and Delinquency or the Constables' Education and Training Board. It is provided here for your reference as a resource only.

Insurance Producers

Complete Insurance Services
1213 9th Avenue
Altoona, PA 16602-2410
814-940-1733

Chester Perfetto Agency, Inc.
40 Commerce Drive
Wyomissing, PA 19610
610-678-0373

WN Tuscano Agency, Inc.
PO Box 1027
950 Highland Avenue
Greensburg, PA 15601
800-442-8063

Prof. Govtmnt Underwriters, LLC
4870 Sadler Rd, #102
Glen Allen, VA 23060
804-272-6557

Insurance Agencies

Greenwich Insurance Company
87 Greenwich Avenue
Greenwich, CT 06830
203-869-0302

Capital Specialty Insurance Corp
1600 Aspen Commons, Suite 40
Middleton, WI 53562
608-829-4200

ER Munro and Company
420 Fort Duquesne Blvd., Suite 400
Pittsburgh, PA 15222-1460
877-376-8676

Western World Insurance Company
300 Kimball Drive, Suite 500
Parsippany, NJ 07054
201-847-8600

Scottsdale Insurance Company
8877 N. Gainey Center Drive
Scottsdale, AZ 85258
800-423-7675

Red Dot Sights on Firearms

At the August 11, 2022 Board meeting, the Board recommended that effective January 1, 2023, no red dot optics could be used during future Basic Firearms Training Courses. This Course must be successfully completed only using open (“iron”) sights. The Board also recommended that a review of this Course curriculum be conducted by Board certified firearms instructors. Program Staff are working this recommendation and all Course curriculum changes will be reviewed and approved by the Board.

The Board’s recommendation is based on the information provided below:

Pistol Mounted Red Dot Sights

The advancements in technology and quality in Red Dot Sights (RDS) have improved dramatically over the last few years. The RDS are now being adopted by many law enforcement agencies in the United States. This transition to RDS has required agencies to create training and policies on the use and maintenance of these optics. It has also required the firearms community to research and identify what optic systems are appropriate and proven to be used on duty handguns. The saying of “all optics are not created equal” has very true meaning. Some in the firearms community have already transitioned to RDS have identified the proven manufacturers whose RDS will withstand the rigors that constables face on the job.

The training with RDS is essential for the correct use of this sighting system. The proper training will mitigate common misconceptions about the use of RDS among those who have not been trained. There are three main areas constables need to train in the use of RDS.

The first area of training is finding the red dot during presentation. The constable must have a consistent presentation (a fundamental). They cannot look for the red dot as they try to place it on their target as they currently do when aligning iron sights. This new concept must be learned and understood by the transitioning constable who currently only uses iron sights. RDS are to be target-focused, meaning that the constable will focus on the threat, not the red dot, as they present their handgun. Once the handgun is presented, the red dot will already be superimposed on their threat. The constable can immediately break the shot if they decide to. In comparison, iron sights may require eyes to leave the threat to shoot and close the non-dominant eye for a better sight picture as they line up their sights. The iron sight process is the constable recognizes the threat, presents the handgun, the eyes then focal shift to rear sight and then front sights for alignment. Once aligned, the eyes focal shift back to the threat again to make sure situation hasn’t changed. Finally, the eyes focal shift back to the sight picture and they can decide to break the shot. The iron sights are a slower shooting process when compared to proper RDS technique.

The second area of training is when using RDS, the constable needs to make the same presentation she/he would with iron sights, but they allow the gun to interrupt their line of sight while keeping both eyes open and focused on the threat. Additionally, the constable will discover that they can recover the dot, from shot to shot (multiple shots), easier and faster. A firm to strong grip (fundamental) will allow the RDS constable to snap the red dot back into their view for that next sight picture.

The third area of training is to teach the constable how to properly manipulate the slide. These RDS techniques differ from how many constables have been trained to use iron sights. RDS training offers several techniques mastered with transition training.

Red Dot Sights on Firearms (Continued)

The constable's use of the RDS does not change or minimize their attention to good shooting fundamentals. The constable needs to already be competent on their stance, grip, sight alignment, sight picture breathing, trigger control and follow through. In addition, those constables need to have a solid foundation in other gun handling and shooting skills such as drawing from the holster, trigger reset, malfunction clearing, movement, scanning, retention shooting, strong and support hand shooting, before transitioning to a RDS. Additionally, most RDS operate on a battery power system. There have been improvements made by certain manufacturers in powering the RDS. Presently, there are some models of RDS that offer both battery and solar power options.

However, the RDS can sometimes run out of power (battery and solar) or can be damaged during an incident, making the RDS inoperable. In those cases of RDS failure, the RDS training should include transitioning back to iron sights or learning RDS failure techniques of "Guillotine/shoulder framing" technique and the "Slide elongation" technique to continue the fight with the handgun. It is recommended that the competent iron sight constable receive 16 hours of RDS transition training at a minimum in the classroom and on the range. The classroom component should include; theory, technical information. The range training should include; zeroing, line drills, solo drills, and qualification (if needed).

Finally, it should be understood that the constable will not automatically become a better shooter with an RDS pistol. They should already be competent in performing the proper shooting fundamentals. If they meet these acceptable standards, they should receive the proper RDS training which will combine their current marksmanship fundamentals with their new knowledge and understanding of the RDS. The RDS constable must be able to practice their new skill set with this optic. Additional training time on the range performing these new RDS techniques correctly is strongly recommended. The overall objective of this additional training is for the constable to gain a level of competence needed to address a threat in a deadly force encounter with a RDS firearm.

The use of RDS can be more successful when the constable starts with a solid foundation of marksmanship shooting fundamentals that are reinforced in the RDS transition training. The RDS training should include the selection of make and model, live-fire training that provides a transition to and maintenance of the RDS. RDS is a technological advancement in a constable's use of a duty firearm. The commitment of the optic and gun industries has been well established. I anticipate optics and handguns will continue to evolve and the industries will continue to grow. More and more constables will seek out and use this technology to enhance their shooting skills. It is imperative that constables seek trainings that are comprehensive and prepared to include the proper use of RDS on their firearms while maintaining strong fundamentals of marksmanship within their firearms programs.

2023 ID Cards

The 2023 ID Cards will be mailed out the first week of December 2022. PCCD will mail new certification cards to all constables who have maintained their certifications. To maintain certification, you must have successfully completed the Continuing Education requirements during 2022, possess a valid term of office into 2023, and have filed current professional liability insurance information with your county clerk of courts office.

To ensure that cards are mailed to the correct address, any constable who has recently changed his address should report the change to Program Staff immediately or update the information in CCETS.

Title 37 §431.11 Registration: A person shall register with the Board for certification by submitting information such as mailing address and telephone number, Social Security number, date of birth and office held or sought. A constable shall set forth the beginning date and expiration date of the term of office held and provide documentary evidence of election or appointment. A registrant shall inform the Board of a change to registration information within 15 days of the change.

Contact Information

The Training Delivery Constables' Coordinators contact information is as follows:

East Region: Anthony Luongo, Temple University, Constables Training Coordinator – 267-468-8661 (work) – anthony.luongo@temple.edu (Email)

West Region: Tony Mucha, PSU-Justice & Safety Institute (JASI) – 814-865-8051 (work) – txm52@psu.edu (Email)

If you have questions regarding certification, training, insurance, or where to send your election certificate or appointment order, PCCD Program Staff are available by both email and phone:

THESE ARE NOT CONTACTS FOR CLASS ENROLLMENT

Tracy Beaver – trabeaver@pa.gov and 717-265-8552

Nick Hartman – nihartman@pa.gov and 717-265-8551

Sherry Leffler – sleffler@pa.gov and 717-265-8554